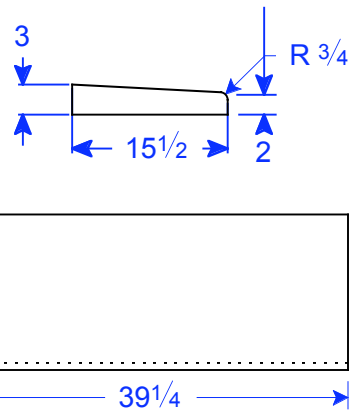
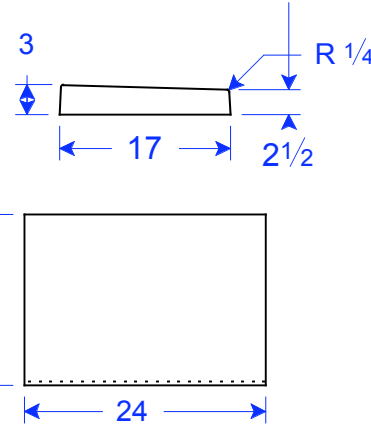


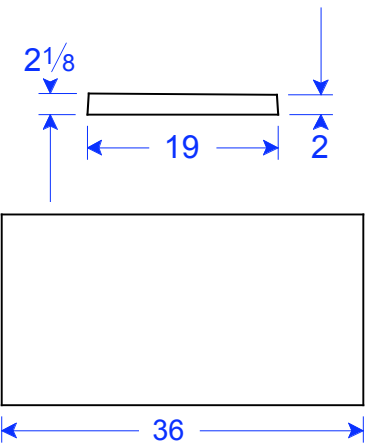
SM 03-15.5x2.5 STR
15 1/2"W x 24"L x 2 1/2"H



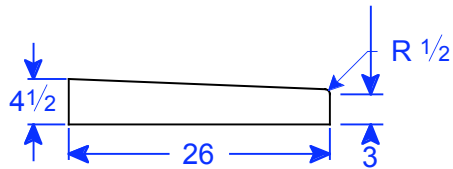
SM 03-15.5x3 STR
15 1/2"W x 39 1/4"L x 3"H



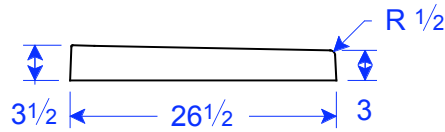
SM 03-17 DS STR
17"W x 24"L x 3"H



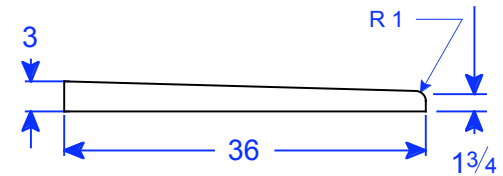
SM 03-19 STR
19"W x 38"L x 2 1/8"H



SM 03-26 STR
26"W x 48"L x 4 1/2"H



SM 03-26.5 STR
26 1/2"W x 30"L x 3 1/2"H



SM 03-36 STR
36"W x 52"L x 3"H

Field Cutting May Be Required-Pieces To Be Cut To Fit